

# Domestic Mail Shapes and Sizes

The Post Office charges different rates for letter-sized and large (FLAT) envelopes.

UNITED STATES POSTAL SERVICE®  
USPS Home | Postal Explorer Home

Postal Explorer Home

Search  [Search >](#)


A Customer's Guide to Mailing

- Introduction
- What Are You Mailing? Domestic
- What Are You Mailing? International
- Choosing a Service for Mailing
- Adding Extra Services
- Examples of Smart Choices
- Addressing Your Mail
- Preparing Packages
- Tips and Tools for Measuring Letters and Large Envelopes
- Tips and Tools for Measuring Packages
- Flat Rate Quick Reference
- Sending and Receiving Mail
- Other Products and Services
- Tips for Frequent Mailers and Small Businesses


[Printer Friendly PDF](#)

## What Are You Mailing? Domestic


Knowing the shape of your mail determines the price you will pay.




**Postcards**  
Maximum thickness  
0.016 inch



**Letters**  
Maximum thickness  
1/4 inch



**Large Envelopes**  
Maximum thickness  
3/4 inch





**Packages**  
Maximum length plus  
girth 108 inches (130  
inches for Parcel  
Post)

### Mailpiece Dimensions

SHAPE		LENGTH	HEIGHT
Postcards	minimum	5 inch min.	3-1/2 inch min.
	maximum	6 inch max.	4-1/4 inch max.
Letters	minimum	5 inch min.	3-1/2 inch min.
	maximum	11-1/2 inch max.	6-1/8 inch max.
Large Envelopes	minimum	11-1/2 inch min.	6-1/8 inch min.
	maximum	15 inches	12 inches
Packages	Maximum length plus girth 108 inches (130 inches for Parcel Post)		

Site Map | Contact Us | Forms | Gov't Services | Careers | Privacy Policy | Terms of Use | Business Customer Gateway

Copyright© 2010 USPS. All Rights Reserved. No FEAR Act EEO Data FOIA  Postal Inspectors Preserving the Trust  Inspector General Promoting Integrity

UNITED STATES POSTAL SERVICE®  
USPS Home | Postal Explorer Home

Postal Explorer Home

Search  [Search >](#)

A Customer's Guide to Mailing

- Introduction
- What Are You Mailing? Domestic
- What Are You Mailing? International
- Choosing a Service for Mailing
- Adding Extra Services
- Examples of Smart Choices
- Addressing Your Mail
- Preparing Packages
- Tips and Tools for Measuring Letters and Large Envelopes
- Tips and Tools for Measuring Packages
- Flat Rate Quick Reference
- Sending and Receiving Mail
- Other Products and Services
- Tips for Frequent Mailers and Small Businesses

[Printer Friendly PDF](#)

## Tips and Tools for Measuring

Use these rulers and guide boxes to measure letters and large envelopes.

Once a piece of mail exceeds the maximum length, height, or thickness of one shape, it automatically gets classified as the next largest shape.

- Minimum size for Postcards and Letters  
5" long x 3-1/2" high
- Maximum size for Postcards  
6" long x 4-1/4" high
- Maximum size for Letters  
11-1/2" long x 6-1/8" high
- Maximum thickness for Letters  
1/4" thick
- Maximum thickness for Large Envelopes  
3/4" thick



Large Envelopes exceed one of the letter size maximum dimensions.

### Unusual Shapes and Sizes

Sometimes a piece of mail requires additional postage because it is a certain shape or size that is difficult to process on mail sorting machines. To make sure you're paying the correct postage, visit [pe.usps.com](http://pe.usps.com). These are examples of mail that could require additional postage:

- Square envelopes
- Envelopes on which the address is written parallel to the shorter edge square

Site Map | Contact Us | Forms | Gov't Services | Careers | Privacy Policy | Terms of Use | Business Customer Gateway

Copyright© 2010 USPS. All Rights Reserved. No FEAR Act EEO Data FOIA  Postal Inspectors Preserving the Trust  Inspector General Promoting Integrity

"Large" = FLAT. Put envelope on scale and press buttons for Class, 1st CL Regular, Flat. Press Enter to display rate. Press Tape. When finished, press Normal Preset.